



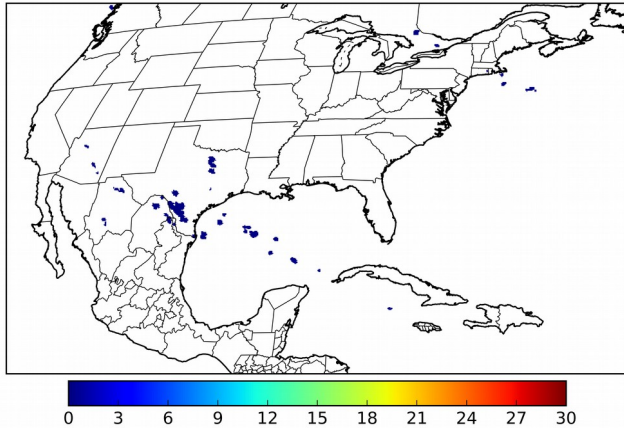
Geostationary Lightning Mapper Gridded Products Daily Summary



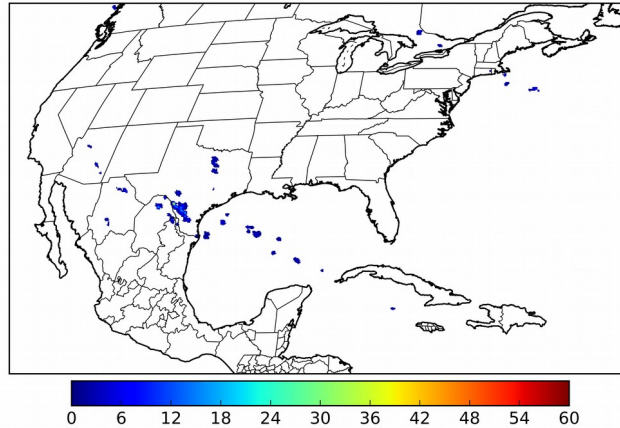
Overall Summary Statistics for 1200Z-1200Z ending on 11/01/2018

0.3% of grid cells detected lightning - **0.2%** of the day had GLM coverage - Duration of GLM outage(s): **1437 minutes(s)**

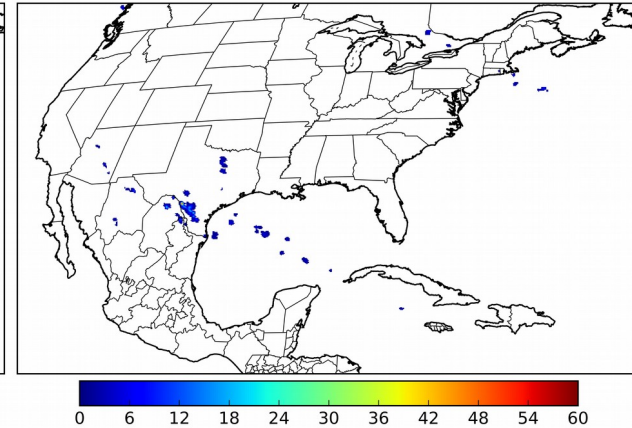
Fraction of the Day With Lightning (%)



Mean 5-min FED



Max 5-min FED



FED Summary Statistics

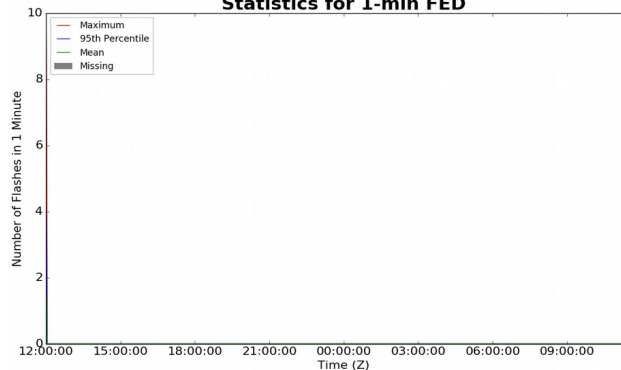
1-min FED

Max 1-min FED: **10 flashes/min**
Max min-to-min increase: **5 flashes**

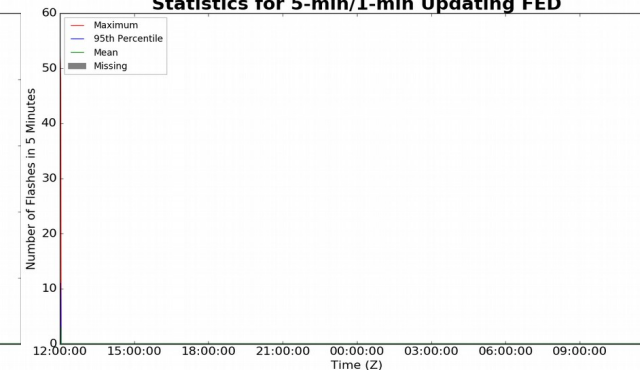
5-min/1-min Updating FED

Max 5-min FED: **53 flashes/5min**
Max min-to-min increase: **5 flashes**

Statistics for 1-min FED



Statistics for 5-min/1-min Updating FED



Total Optical Energy and Average Flash Area Summary Statistics

5-min/1-min Updating TOE

Max 5-min TOE:
Max min-to-min increase:

5-min/1-min Updating AFA

Max 5-min AFA:
Max min-to-min increase: