



Geostationary Lightning Mapper Gridded Products Daily Summary



Overall Summary Statistics for 1200Z-1200Z ending on

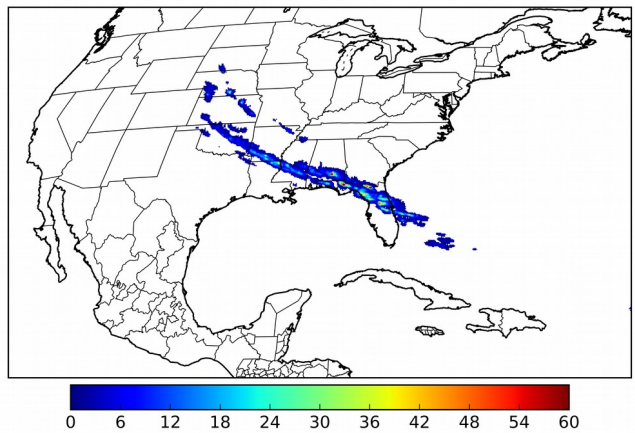
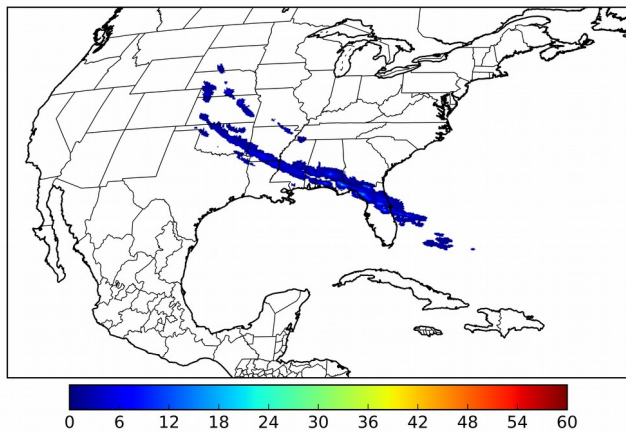
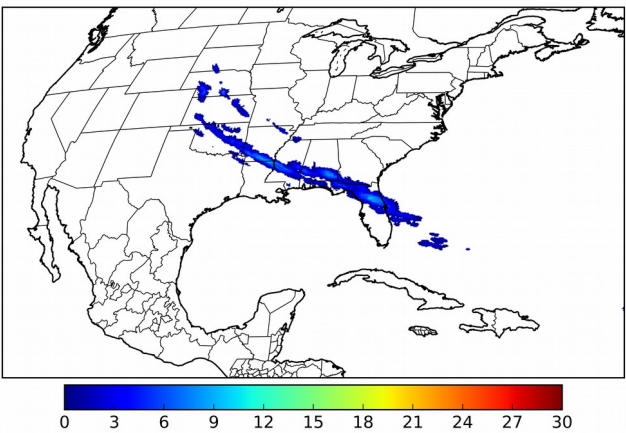
11/27/2018

1.9% of grid cells detected lightning - 13.2% of the day had GLM coverage - Duration of GLM outage(s): 1250 minute(s)

Fraction of the Day With Lightning (%)

Mean 5-min FED

Max 5-min FED



FED Summary Statistics

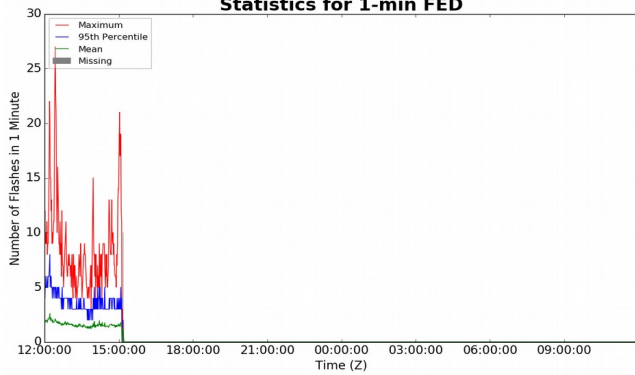
1-min FED

Max 1-min FED: 27 flashes/min
Max min-to-min increase: 9 flashes

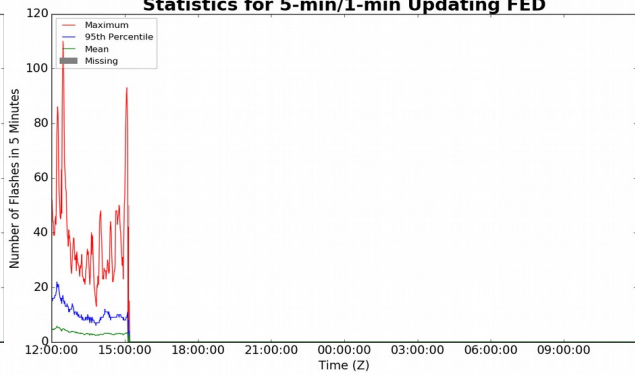
5-min/1-min Updating FED

Max 5-min FED: 110 flashes/5min
Max min-to-min increase: 37 flashes

Statistics for 1-min FED



Statistics for 5-min/1-min Updating FED



Total Optical Energy and Average Flash Area Summary Statistics

5-min/1-min Updating TOE

Max 5-min TOE:
Max min-to-min increase:

5-min/1-min Updating AFA

Max 5-min AFA:
Max min-to-min increase: