



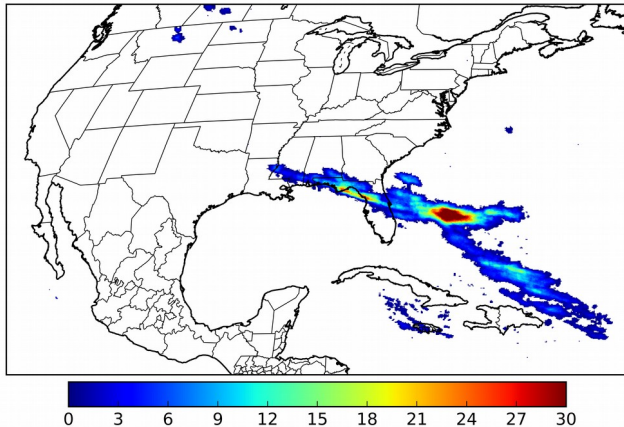
# Geostationary Lightning Mapper Gridded Products Daily Summary



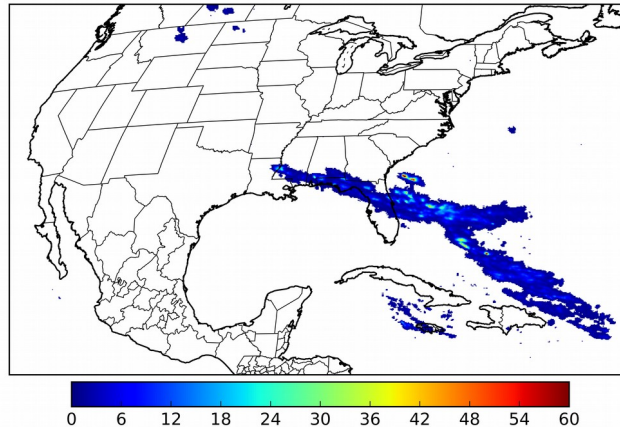
## Overall Summary Statistics for 1200Z-1200Z ending on 12/03/2018

**5.0%** of grid cells detected lightning - **58.2%** of the day had GLM coverage - Duration of GLM outage(s): **602 minute(s)**

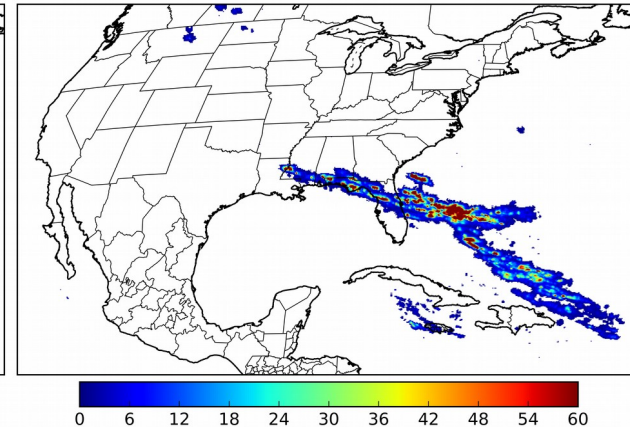
### Fraction of the Day With Lightning (%)



### Mean 5-min FED



### Max 5-min FED



### FED Summary Statistics

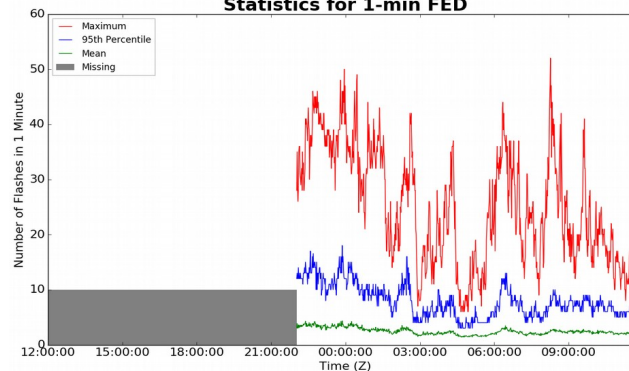
#### 1-min FED

Max 1-min FED: **52 flashes/min**  
Max min-to-min increase: **16 flashes**

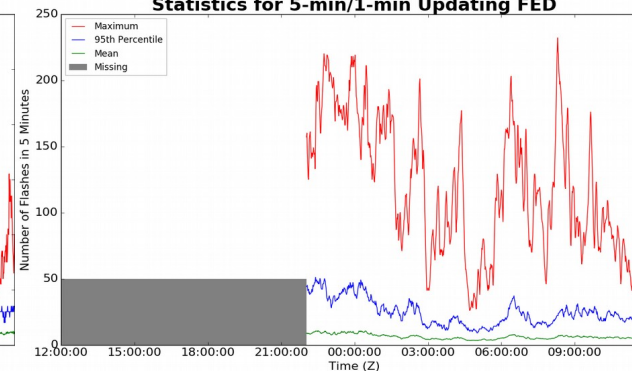
#### 5-min/1-min Updating FED

Max 5-min FED: **232 flashes/5min**  
Max min-to-min increase: **31 flashes**

### Statistics for 1-min FED



### Statistics for 5-min/1-min Updating FED



### Total Optical Energy and Average Flash Area Summary Statistics

#### 5-min/1-min Updating TOE

Max 5-min TOE:  
Max min-to-min increase:

#### 5-min/1-min Updating AFA

Max 5-min AFA:  
Max min-to-min increase: