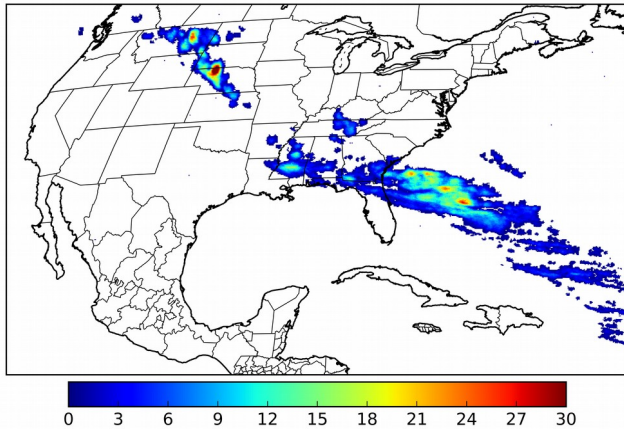


Geostationary Lightning Mapper Gridded Products Daily Summary

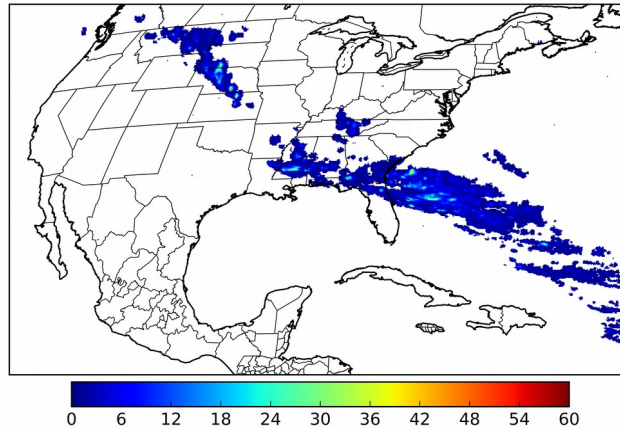
Overall Summary Statistics for 1200Z-1200Z ending on 12/04/2018

6.9% of grid cells detected lightning - **99.9%** of the day had GLM coverage - Duration of GLM outage(s): **2 minute(s)**

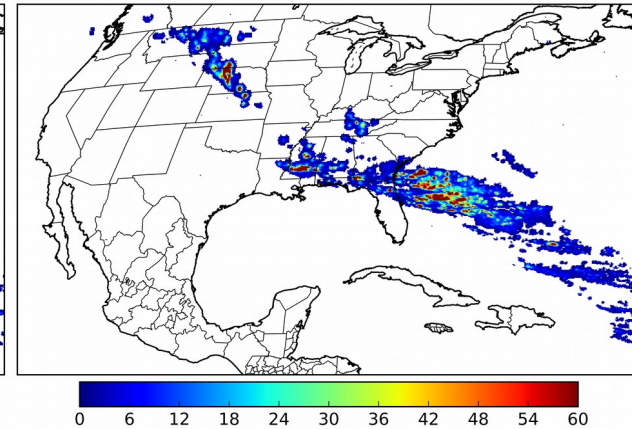
Fraction of the Day With Lightning (%)



Mean 5-min FED



Max 5-min FED



FED Summary Statistics

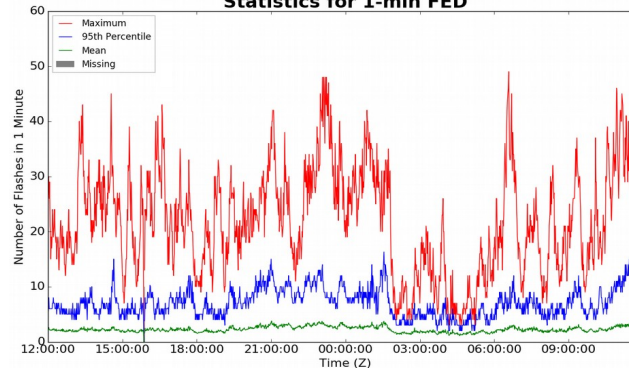
1-min FED

Max 1-min FED: **53 flashes/min**
Max min-to-min increase: **18 flashes**

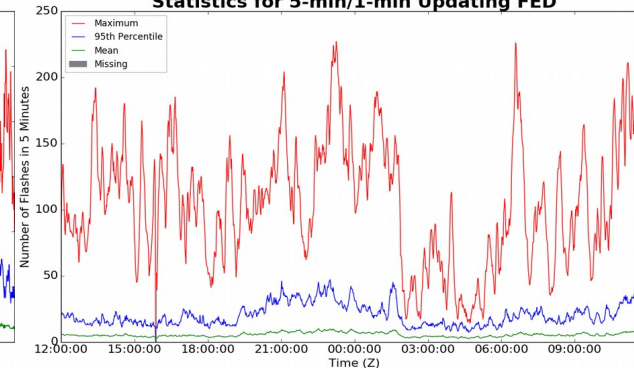
5-min/1-min Updating FED

Max 5-min FED: **235 flashes/5min**
Max min-to-min increase: **35 flashes**

Statistics for 1-min FED



Statistics for 5-min/1-min Updating FED



Total Optical Energy and Average Flash Area Summary Statistics

5-min/1-min Updating TOE

Max 5-min TOE:
Max min-to-min increase:

5-min/1-min Updating AFA

Max 5-min AFA:
Max min-to-min increase: