



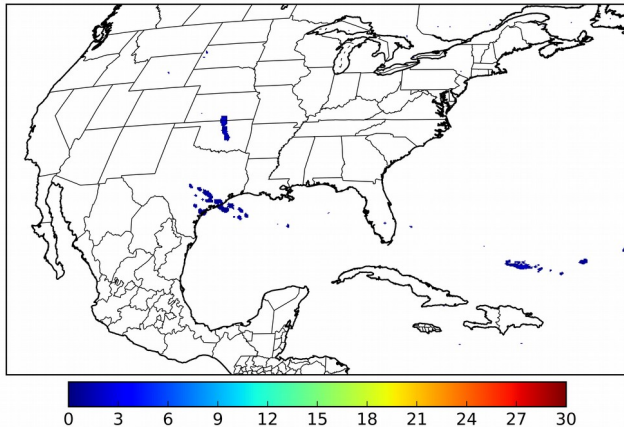
# Geostationary Lightning Mapper Gridded Products Daily Summary



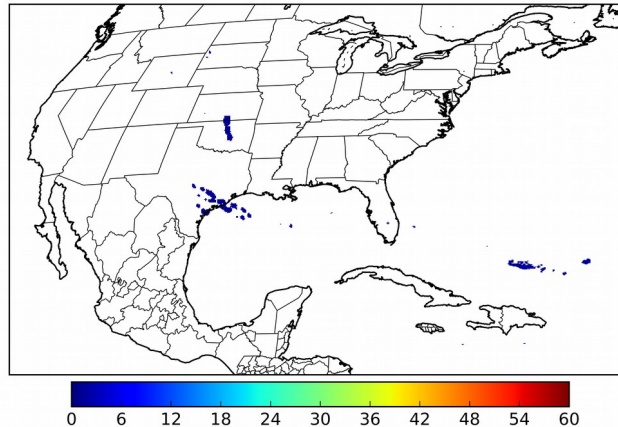
## Overall Summary Statistics for 1200Z-1200Z ending on 01/02/2019

**0.4%** of grid cells detected lightning - **84.6%** of the day had GLM coverage - Duration of GLM outage(s): **222 minute(s)**

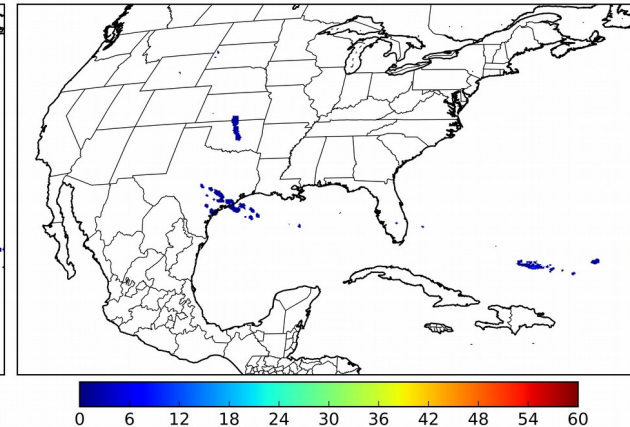
### Fraction of the Day With Lightning (%)



### Mean 5-min FED



### Max 5-min FED



### FED Summary Statistics

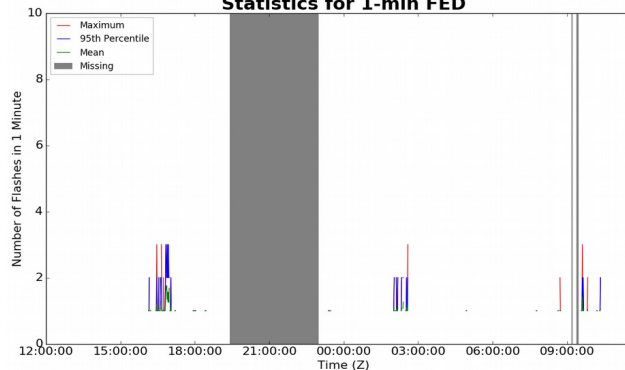
#### **1-min FED**

Max 1-min FED: **3 flashes/min**  
Max min-to-min increase: **2 flashes**

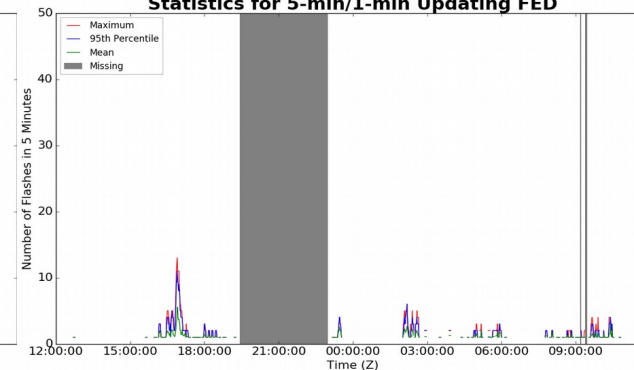
#### **5-min/1-min Updating FED**

Max 5-min FED: **13 flashes/5min**  
Max min-to-min increase: **3 flashes**

### Statistics for 1-min FED



### Statistics for 5-min/1-min Updating FED



### Total Optical Energy and Average Flash Area Summary Statistics

#### **5-min/1-min Updating TOE**

Max 5-min TOE:  
Max min-to-min increase:

#### **5-min/1-min Updating AFA**

Max 5-min AFA:  
Max min-to-min increase: