



Geostationary Lightning Mapper Gridded Products Daily Summary



Overall Summary Statistics for 1200Z-1200Z ending on

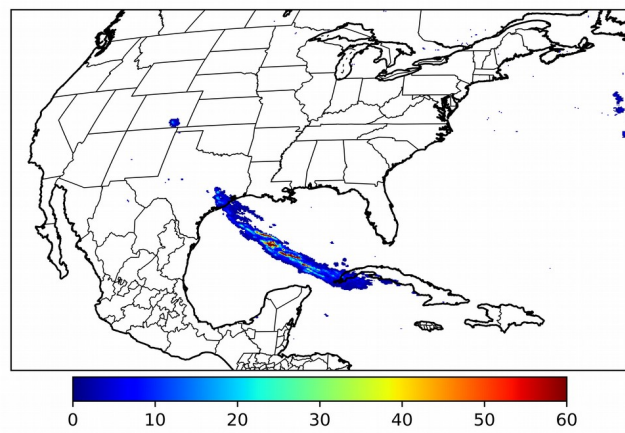
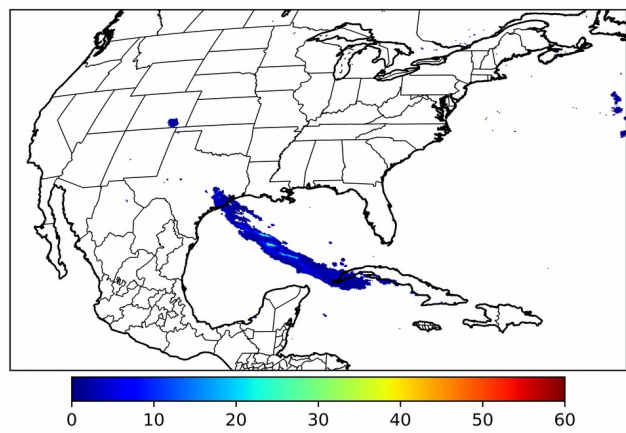
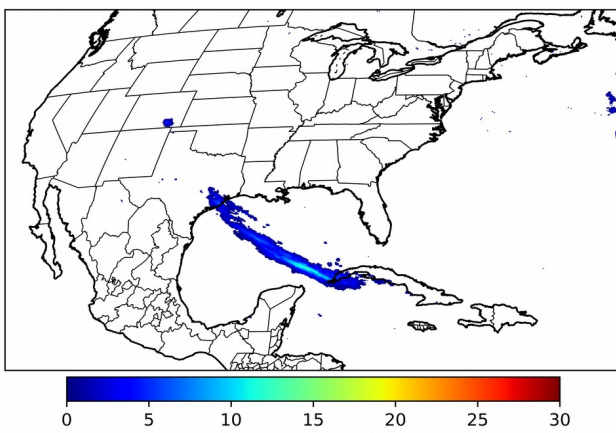
02/08/2019

1.6% of grid cells detected lightning - 90.9% of the day had GLM coverage - Duration of GLM outage(s): 131 minute(s)

Fraction of the Day With Lightning (%)

Mean 5-min FED

Max 5-min FED



FED Summary Statistics

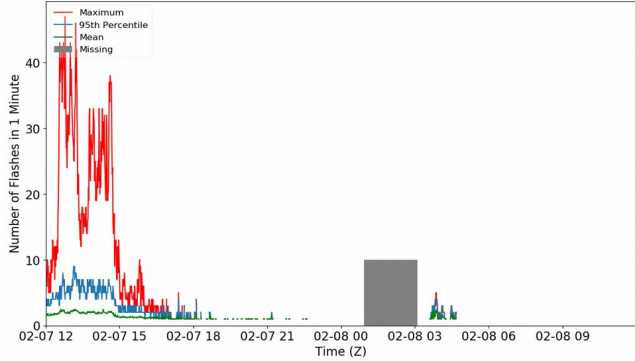
1-min FED

Max 1-min FED: 47 flashes/min
Max min-to-min increase: 19 flashes

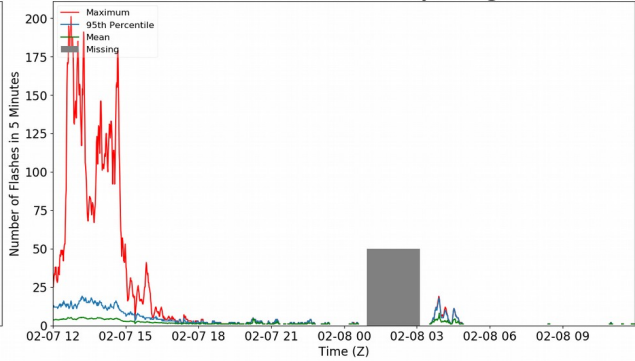
5-min/1-min Updating FED

Max 5-min FED: 201 flashes/5min
Max min-to-min increase: 46 flashes

Statistics for 1-min FED



Statistics for 5-min/1-min Updating FED



Total Optical Energy and Average Flash Area Summary Statistics

5-min/1-min Updating TOE

Max 5-min TOE:
Max min-to-min increase:

5-min/1-min Updating AFA

Max 5-min AFA:
Max min-to-min increase: