



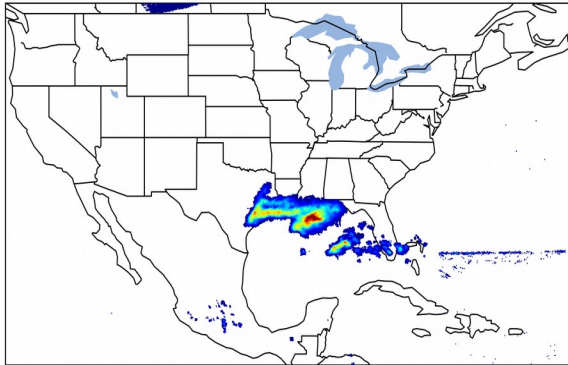
# Geostationary Lightning Mapper Gridded Products Daily Summary



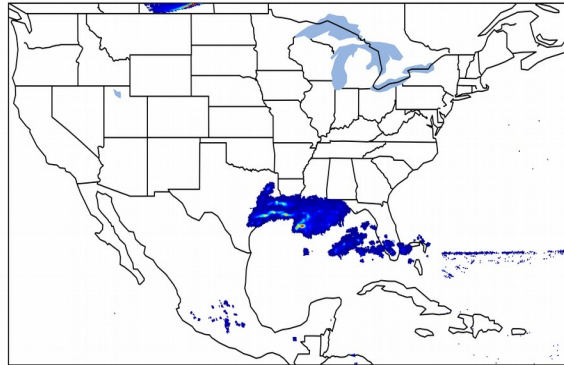
## Overall Summary Statistics for 1200Z-1200Z ending on 02/27/2019

**3.2%** of grid cells detected lightning - **99.0%** of the day had GLM coverage - Duration of GLM outage(s): **15 minute(s)**

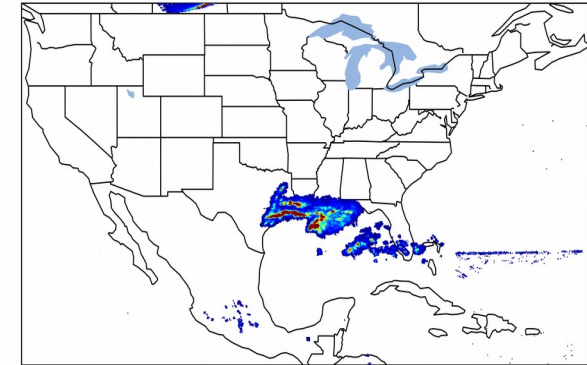
### Fraction of the Day With Lightning (%)



### Mean 5-min FED



### Max 5-min FED



## FED Summary Statistics

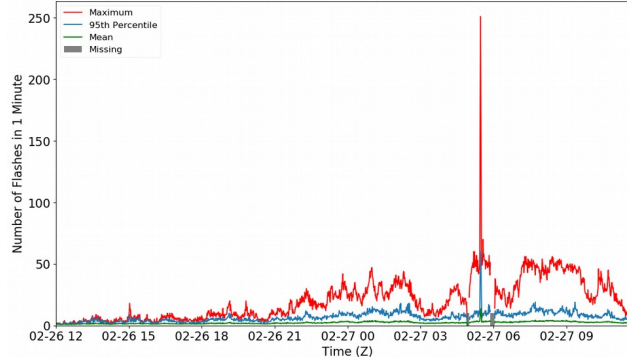
### 1-min FED

Max 1-min FED: **251 flashes/min**  
Max min-to-min increase: **242 flashes**

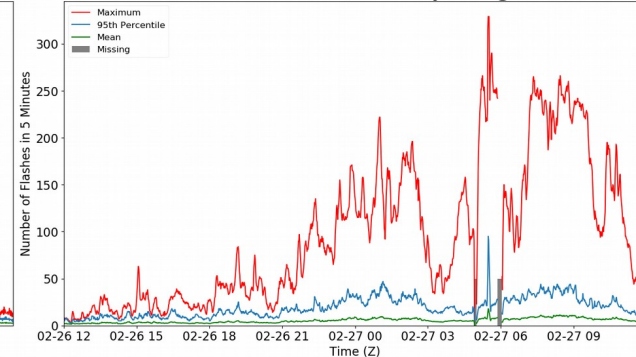
### 5-min/1-min Updating FED

Max 5-min FED: **329 flashes/5min**  
Max min-to-min increase: **251 flashes**

### Statistics for 1-min FED



### Statistics for 5-min/1-min Updating FED



## Total Optical Energy and Average Flash Area Summary Statistics

### 5-min/1-min Updating TOE

Max 5-min TOE:  
Max min-to-min increase:

### 5-min/1-min Updating AFA

Max 5-min AFA:  
Max min-to-min increase: