



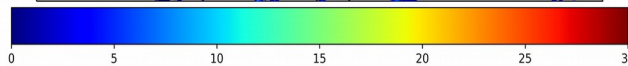
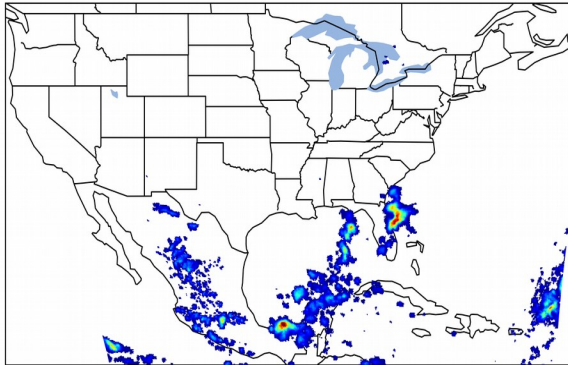
# Geostationary Lightning Mapper Gridded Products Daily Summary



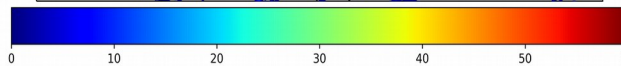
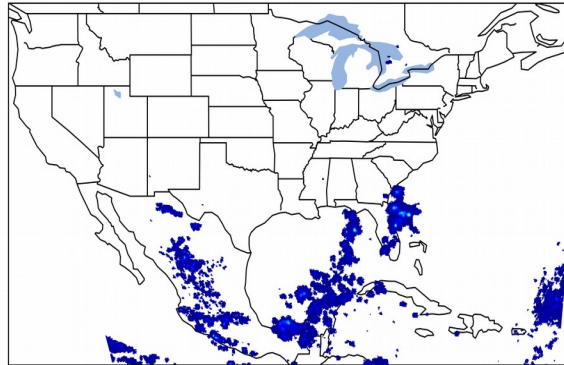
## Overall Summary Statistics for 1200Z-1200Z ending on 11/05/2019

**7.1%** of grid cells detected lightning - **97.4%** of the day had GLM coverage - Duration of GLM outage(s): **37 minute(s)**

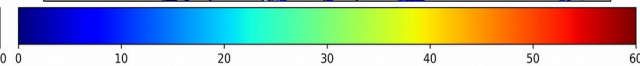
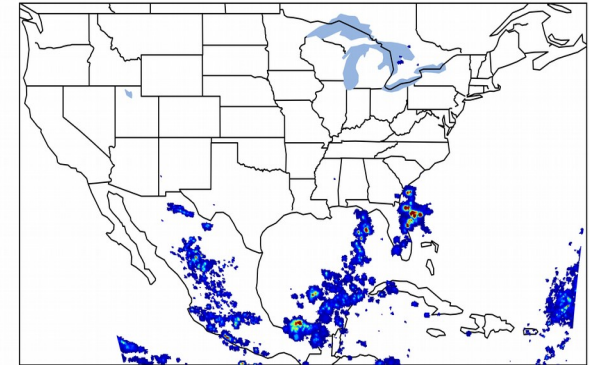
### Fraction of the Day With Lightning (%)



### Mean 5-min FED



### Max 5-min FED



## FED Summary Statistics

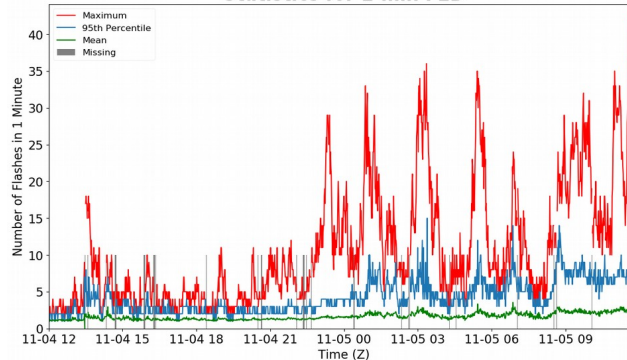
### 1-min FED

Max 1-min FED: **42 flashes/min**  
Max min-to-min increase: **13 flashes**

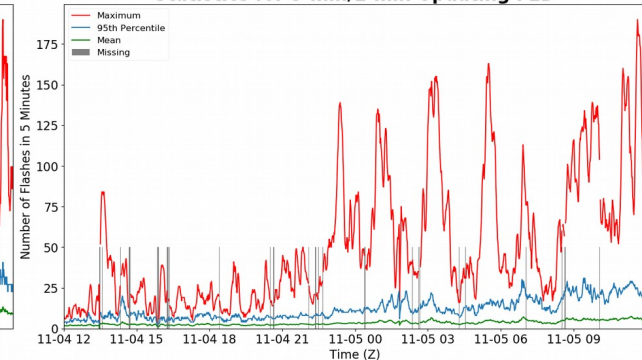
### 5-min/1-min Updating FED

Max 5-min FED: **190 flashes/5min**  
Max min-to-min increase: **25 flashes**

### Statistics for 1-min FED



### Statistics for 5-min/1-min Updating FED



## Total Optical Energy and Average Flash Area Summary Statistics

### 5-min/1-min Updating TOE

Max 5-min TOE: **196.6 fj**  
Max min-to-min increase: **185.7 fj**

### 5-min/1-min Updating AFA

Max 5-min AFA: **9834.0 km<sup>2</sup>**  
Max min-to-min increase: **7675.0 km<sup>2</sup>**