



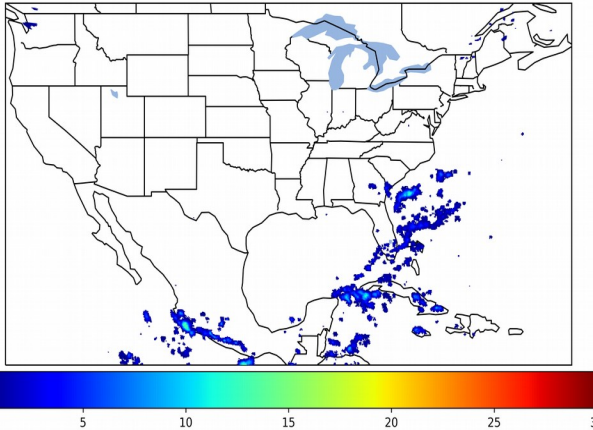
Geostationary Lightning Mapper Gridded Products Daily Summary



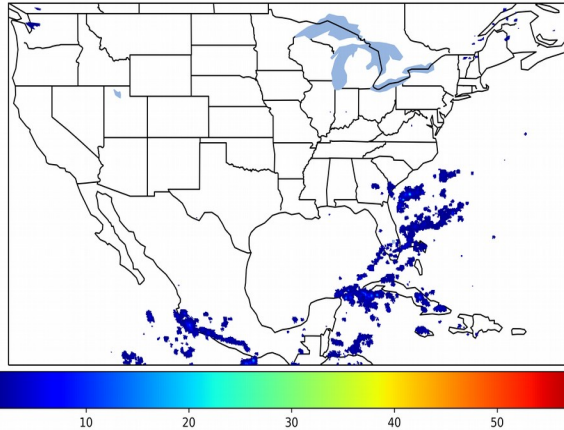
Overall Summary Statistics for 1200Z-1200Z ending on 11/16/2019

3.9% of grid cells detected lightning - **99.7%** of the day had GLM coverage - Duration of GLM outage(s): **4 minute(s)**

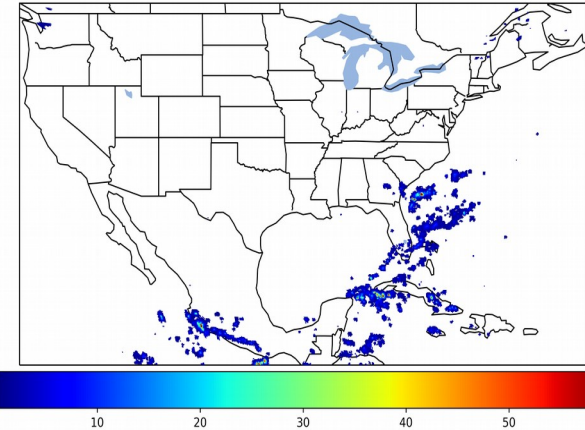
Fraction of the Day With Lightning (%)



Mean 5-min FED



Max 5-min FED



FED Summary Statistics

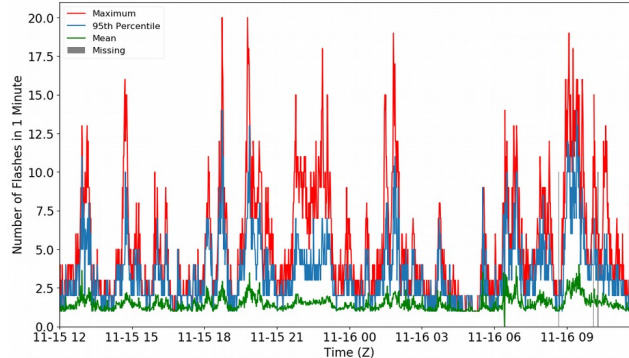
1-min FED

Max 1-min FED: **20 flashes/min**
Max min-to-min increase: **11 flashes**

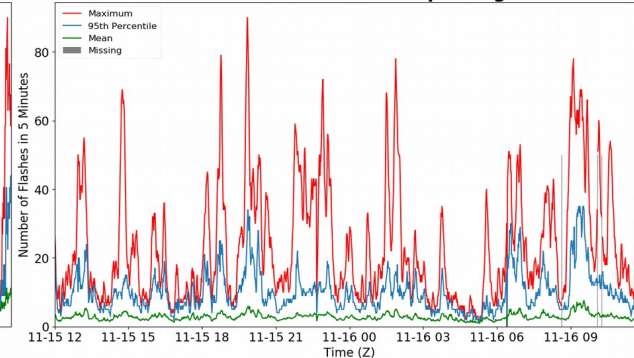
5-min/1-min Updating FED

Max 5-min FED: **90 flashes/5min**
Max min-to-min increase: **18 flashes**

Statistics for 1-min FED



Statistics for 5-min/1-min Updating FED



Total Optical Energy and Average Flash Area Summary Statistics

5-min/1-min Updating TOE

Max 5-min TOE: **125.3 fj**
Max min-to-min increase: **40.1 fj**

5-min/1-min Updating AFA

Max 5-min AFA: **7145.0 km²**
Max min-to-min increase: **4337.0 km²**