



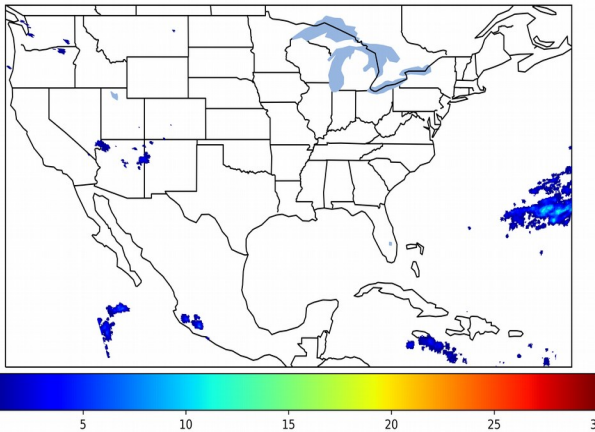
Geostationary Lightning Mapper Gridded Products Daily Summary



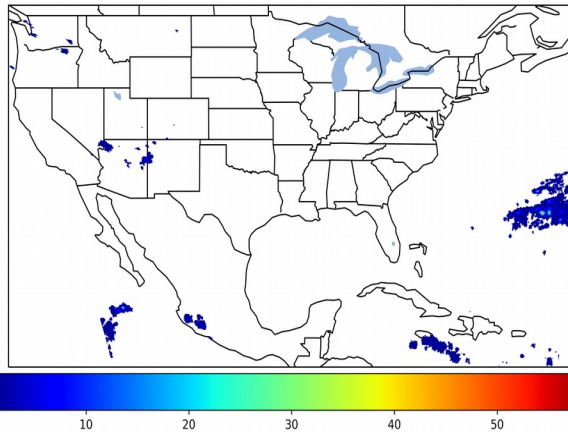
Overall Summary Statistics for 1200Z-1200Z ending on 11/26/2019

2.2% of grid cells detected lightning - **98.8%** of the day had GLM coverage - Duration of GLM outage(s): **17 minute(s)**

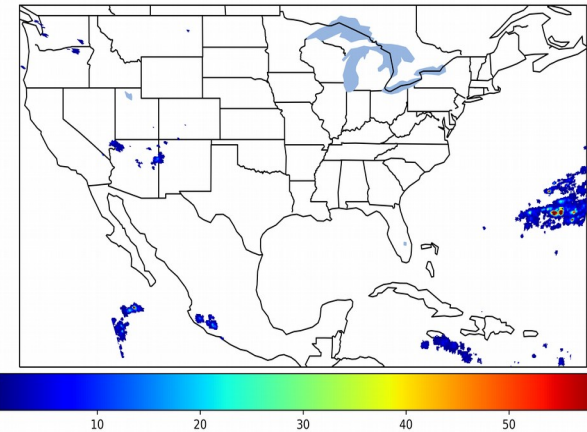
Fraction of the Day With Lightning (%)



Mean 5-min FED



Max 5-min FED



FED Summary Statistics

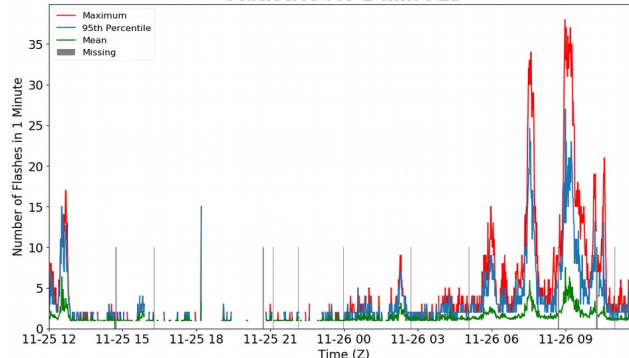
1-min FED

Max 1-min FED: **38 flashes/min**
Max min-to-min increase: **12 flashes**

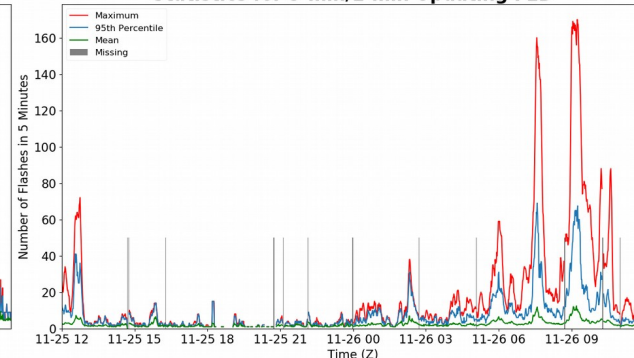
5-min/1-min Updating FED

Max 5-min FED: **170 flashes/5min**
Max min-to-min increase: **27 flashes**

Statistics for 1-min FED



Statistics for 5-min/1-min Updating FED



Total Optical Energy and Average Flash Area Summary Statistics

5-min/1-min Updating TOE

Max 5-min TOE: **196.2 fj**
Max min-to-min increase: **185.9 fj**

5-min/1-min Updating AFA

Max 5-min AFA: **6844.0 km²**
Max min-to-min increase: **5097.0 km²**