




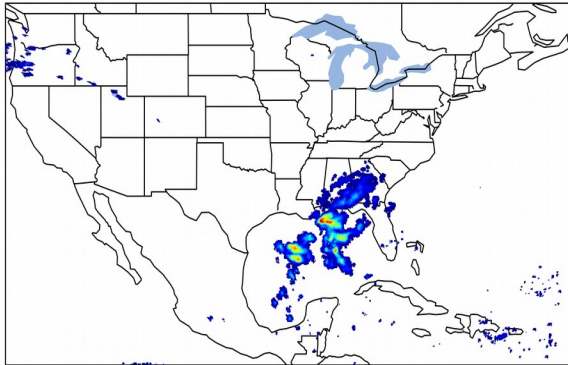
Geostationary Lightning Mapper Gridded Products Daily Summary




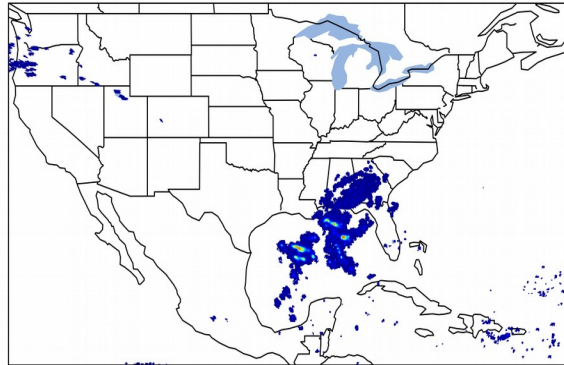
Overall Summary Statistics for 1200Z-1200Z ending on 12/13/2019

3.6% of grid cells detected lightning - **90.3%** of the day had GLM coverage - Duration of GLM outage(s): **139 minute(s)**

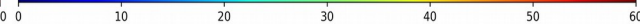
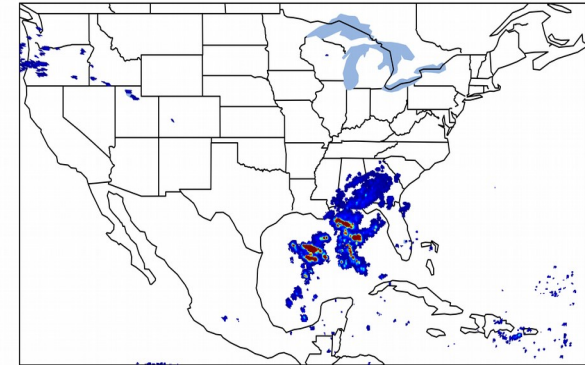
Fraction of the Day With Lightning (%)



Mean 5-min FED



Max 5-min FED



FED Summary Statistics

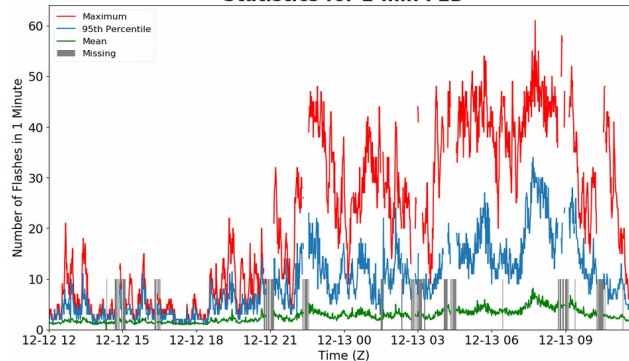
1-min FED

Max 1-min FED: **61 flashes/min**
Max min-to-min increase: **28 flashes**

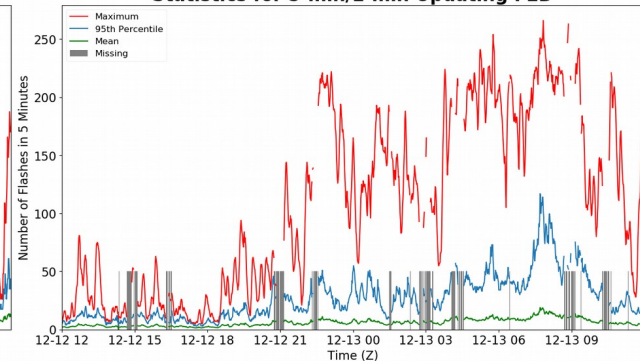
5-min/1-min Updating FED

Max 5-min FED: **266 flashes/5min**
Max min-to-min increase: **84 flashes**

Statistics for 1-min FED



Statistics for 5-min/1-min Updating FED



Total Optical Energy and Average Flash Area Summary Statistics

5-min/1-min Updating TOE

Max 5-min TOE: **196.4 fj**
Max min-to-min increase: **196.0 fj**

5-min/1-min Updating AFA

Max 5-min AFA: **9885.0 km^2**
Max min-to-min increase: **6457.0 km^2**