



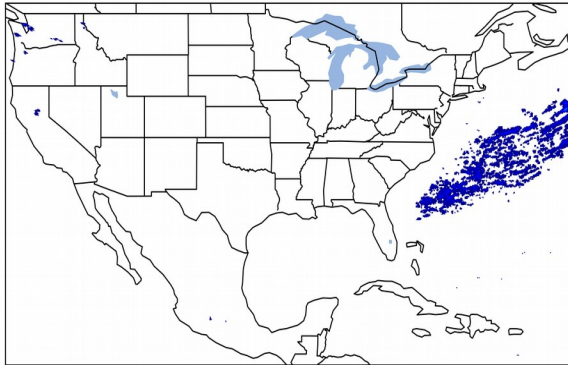
# Geostationary Lightning Mapper Gridded Products Daily Summary



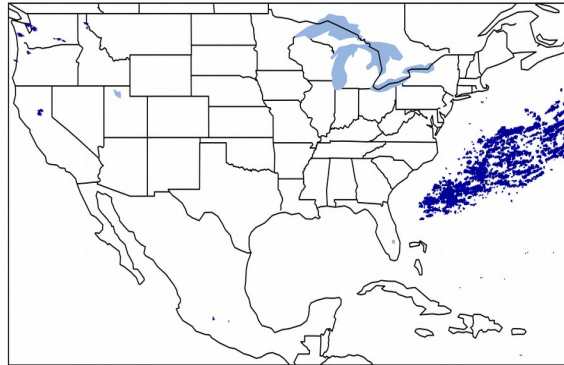
## Overall Summary Statistics for 1200Z-1200Z ending on 03/01/2020

**2.6%** of grid cells detected lightning - **100.0%** of the day had GLM coverage - Duration of GLM outage(s): **0 minute(s)**

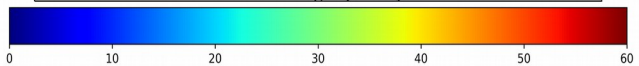
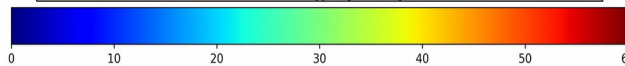
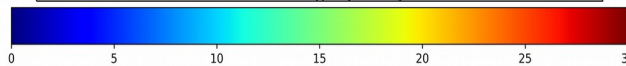
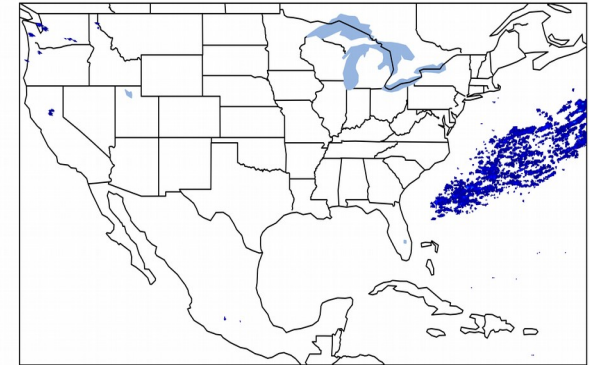
### Fraction of the Day With Lightning (%)



### Mean 5-min FED



### Max 5-min FED



## FED Summary Statistics

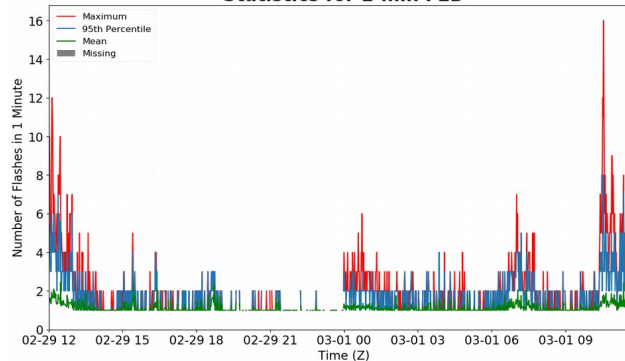
### 1-min FED

Max 1-min FED: **16 flashes/min**  
Max min-to-min increase: **9 flashes**

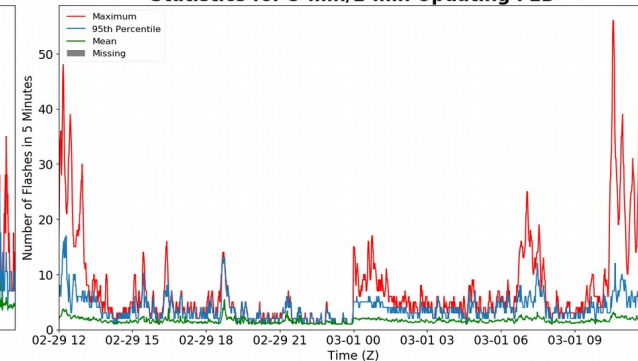
### 5-min/1-min Updating FED

Max 5-min FED: **56 flashes/5min**  
Max min-to-min increase: **11 flashes**

### Statistics for 1-min FED



### Statistics for 5-min/1-min Updating FED



## Total Optical Energy and Average Flash Area Summary Statistics

### 5-min/1-min Updating TOE

Max 5-min TOE: **97.2 fj**  
Max min-to-min increase: **70.4 fj**

### 5-min/1-min Updating AFA

Max 5-min AFA: **11391.0 km<sup>2</sup>**  
Max min-to-min increase: **8009.0 km<sup>2</sup>**