



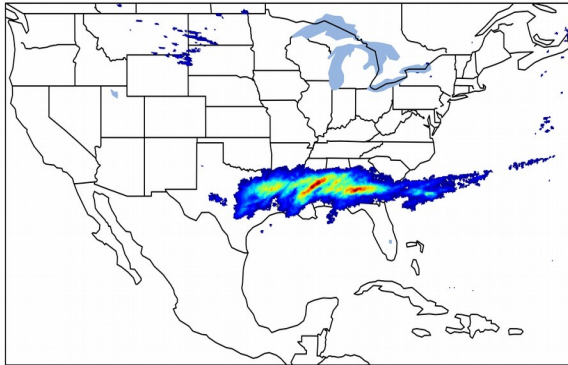
Geostationary Lightning Mapper Gridded Products Daily Summary



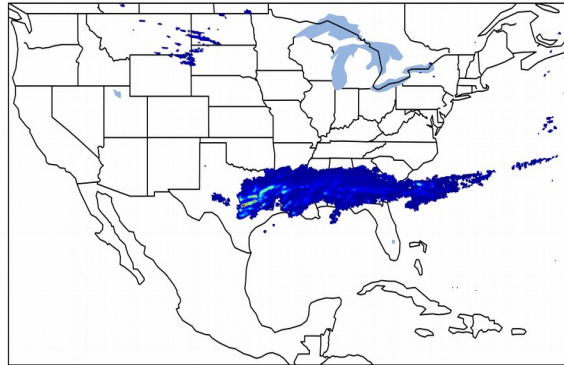
Overall Summary Statistics for 1200Z-1200Z ending on 03/05/2020

4.5% of grid cells detected lightning - **97.6%** of the day had GLM coverage - Duration of GLM outage(s): **35 minute(s)**

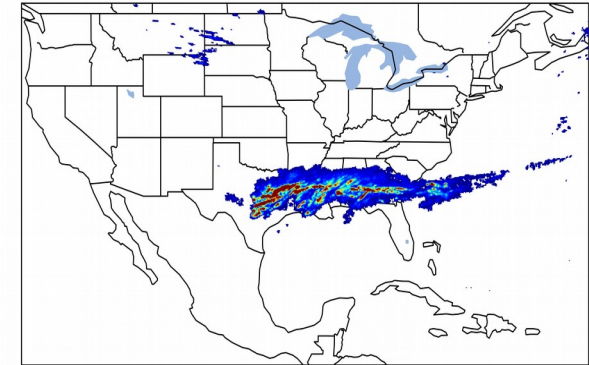
Fraction of the Day With Lightning (%)



Mean 5-min FED



Max 5-min FED



FED Summary Statistics

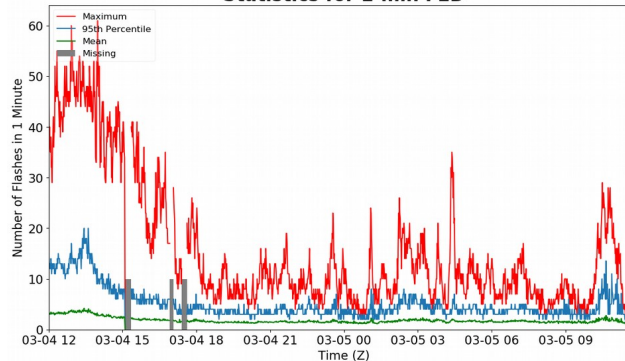
1-min FED

Max 1-min FED: **61 flashes/min**
Max min-to-min increase: **27 flashes**

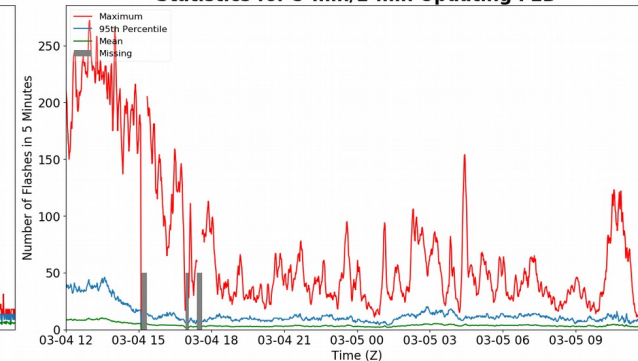
5-min/1-min Updating FED

Max 5-min FED: **272 flashes/5min**
Max min-to-min increase: **152 flashes**

Statistics for 1-min FED



Statistics for 5-min/1-min Updating FED



Total Optical Energy and Average Flash Area Summary Statistics

5-min/1-min Updating TOE

Max 5-min TOE: **196.6 fj**
Max min-to-min increase: **194.3 fj**

5-min/1-min Updating AFA

Max 5-min AFA: **52888.0 km²**
Max min-to-min increase: **52454.0 km²**