



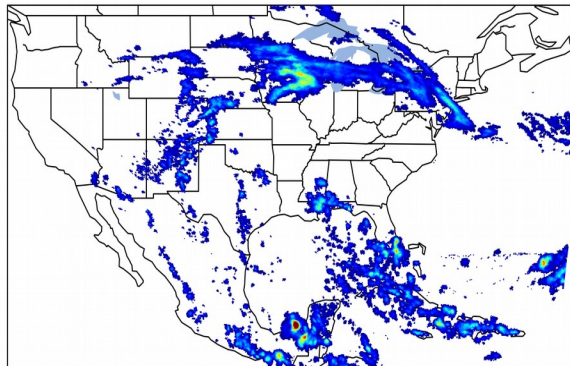
Geostationary Lightning Mapper Gridded Products Daily Summary



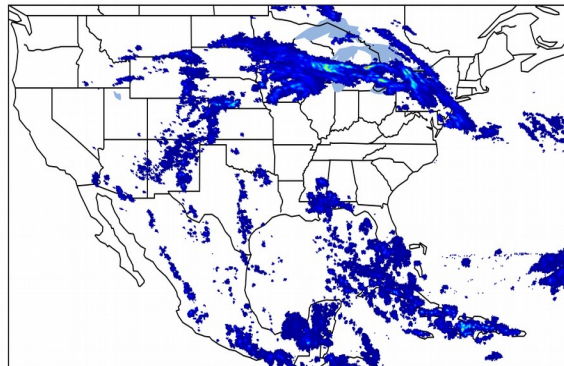
Overall Summary Statistics for 1200Z-1200Z ending on 06/03/2020

15.3% of grid cells detected lightning - **98.1%** of the day had GLM coverage - Duration of GLM outage(s): **28 minute(s)**

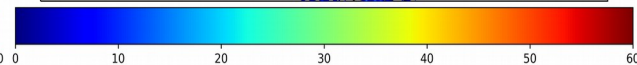
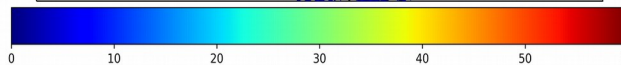
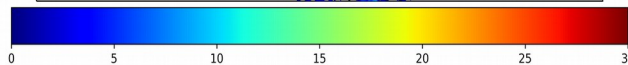
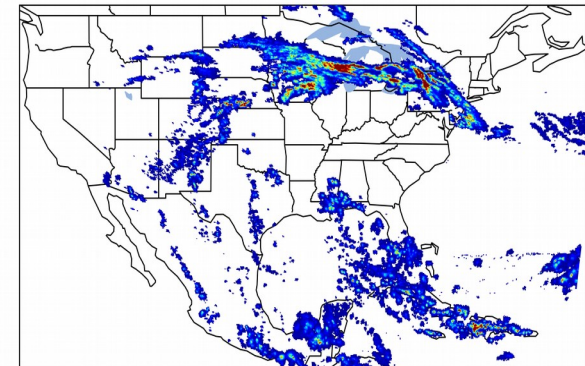
Fraction of the Day With Lightning (%)



Mean 5-min FED



Max 5-min FED



FED Summary Statistics

1-min FED

Max 1-min FED: **39 flashes/min**

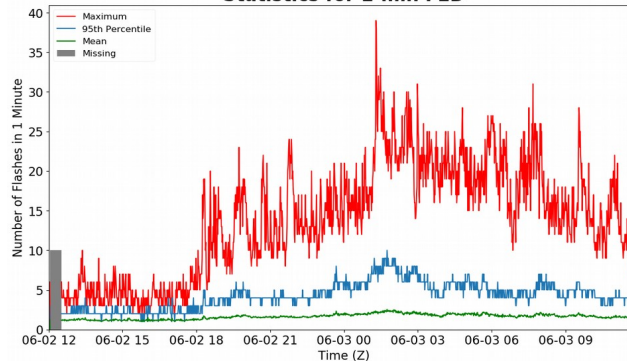
Max min-to-min increase: **15 flashes**

5-min/1-min Updating FED

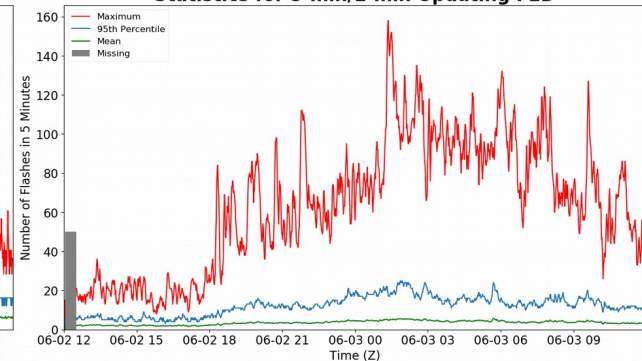
Max 5-min FED: **158 flashes/5min**

Max min-to-min increase: **31 flashes**

Statistics for 1-min FED



Statistics for 5-min/1-min Updating FED



Total Optical Energy and Average Flash Area Summary Statistics

5-min/1-min Updating TOE

Max 5-min TOE: **176.0 fj**

Max min-to-min increase: **47.8 fj**

5-min/1-min Updating AFA

Max 5-min AFA: **9922.0 km²**

Max min-to-min increase: **7077.0 km²**